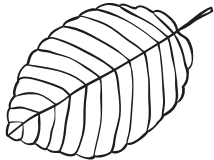



Can you match each leaf to its seed?


Elm



Chestnut



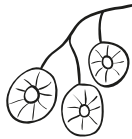
Spruce




Willow





Ash




Maple



Oak



Birch



Scots Pine



Rowan

